



District Report Card: 2017


State: West Bengal	District: Jalpaiguri
Class: 3	Subject: Mathematics
Schools: 54	Students: 899


Participation/Coverage


Students

<div>GENDER</div> <div></div>	Boys		Girls	
	Number	%	Number	%
	381	42.38	518	57.62

<div>AREA</div> <div></div>	Rural		Urban	
	Number	%	Number	%
	753	83.76	146	16.24

<div>CATEGORY</div> <div></div>	SC		ST		OBC		GEN	
	Number	%	Number	%	Number	%	Number	%
	439	48.83	175	19.47	136	15.13	149	16.57

<div>CWSN</div> <div></div>	LD	VI	HI	S&LD	ID	Oth
	0	2	0	2	6	1

<div>Management</div> <div></div>	Government		Government-aided	
	Number	%	Number	%
	0	0.00	899	100.00

Average Performance of Students in Mathematics (%)

Overall	Gender		Area		Management		Social Group			
	Male	Female	Rural	Urban	Govt.	Aided	SC	ST	OBC	GEN
57.01	57.39	56.73	55.13	66.71	0.00	57.01	55.60	56.72	61.76	57.18

Performance on Learning Outcomes (LOs)

Learning Outcomes	Description	Average Performance(%)
M301	Reads and writes numbers up to 999 using place value	53.37
M302	Compares numbers up to 999 based on their place values	68.52
M303	Solves simple daily life problems using addition and subtraction of three digit numbers with and without regrouping	50.04
M304	Constructs and uses the multiplication facts (up till 10) in daily life situations	64.13
M305	Analyses and applies an appropriate number operation in the situation/ context	50.61
M306	Explains the meaning of division facts by equal grouping/sharing and finds it by repeated subtraction	49.61
M309	Identifies and makes 2D-shapes by paper folding, paper cutting on the dot grid, using straight lines etc.	71.23
M311	Fills a given region leaving no gaps using a tile of a given shape	32.39
M312	Estimates and measures length and distance using standard units like centimeters or meters & identifies relationships	45.33
M317	Reads the time correctly to the hour using a clock/watch	64.40
M318	Extends patterns in simple shapes and numbers	48.85
M319	Records data using tally marks, represents pictorially and draws conclusions	72.19

Range of Performance of Students who Answered Correctly							
Below 30%		30% - 50%		50% - 75%		Above 75%	
Number	%	Number	%	Number	%	Number	%
157	17.46	212	23.58	288	32.04	242	26.92

Lowest Performing Learning Outcomes (LOs)

- 1 - Fills a given region leaving no gaps using a tile of a given shape (32.39)
- 2 - Estimates and measures length and distance using standard units like centimeters or meters & identifies relationships (45.33)
- 3 - Extends patterns in simple shapes and numbers (48.85)
- 4 - Explains the meaning of division facts by equal grouping/sharing and finds it by repeated subtraction (49.61)
- 5 - Solves simple daily life problems using addition and subtraction of three digit numbers with and without regrouping (50.04)